



Benches

Top Sizes

- Available in 12" and 15" widths.
- Available in 6' and 8' lengths.

Plywood Tops

- Clear faced plywood, 5/8" thick, sanded smooth, without voids and patches, sealed on both sides with protective stain.

Stock High Pressure Decorative Laminate Tops

- Plywood core: clear faced plywood sanded smooth, without voids and patches.
- Laminate: HPDL on top as well as a Backer Sheet on underside.


Standard High Pressure Decorative Laminates



4779
Pewter Brush




D90
North Sea




7816
Solar Oak



7054
Wild Cherry



7995
Sterling Ash



7982
Buka Bark




7039
Windsor Mahogany




1595
Black




D381
Fashion Grey



1573
Frosty White



4621
White Nebula



7110
Montana Walnut

Other laminates are available as a special quote and may include an up-charge and/or increase in lead-times. Please call Maywood's Customer Service at 1-800-238-6797 with laminate color name, #, and manufacturer (i.e. Formica, Wilson Art, etc.) for a special quote.

Black Vinyl Flush Edge (VFE)

- Available on all 5/8" plywood and HPDL tops.

Channel Aluminum Edge (CAE)

- Molding is high-pressure crimped to the top.




5/8" thick plywood core with Channel Aluminum Edging.



5/8" thick plywood core with Black Vinyl Flush Edging.



5/8" thick plywood core with Laminate top and Channel Aluminum Edging.



5/8" thick plywood core with Laminate top and Black Vinyl Flush Edging.

