



## Standard Series

### Plywood Tops

- Clear faced plywood, 5/8" thick, sanded smooth, without voids and patches, sealed on both sides with protective stain.

### Mayfoam Tops

- Plywood core, clear faced plywood, sanded smooth, without voids and patches.
- Mayfoam is 1/16" expanded vinyl sheet permanently bonded to the top.


### Stock High Pressure Decorative Laminate Tops

- Plywood core: clear faced plywood sanded smooth, without voids and patches.
- Laminate: HPDL on top as well as a Backer Sheet on underside. All HPDL tops over 60" wide must be seamed.

### Standard High Pressure Decorative Laminates



4779  
Pewter Brush




D90  
North Sea




7816  
Solar Oak




7054  
Wild Cherry



7995  
Sterling Ash



7982  
Buka Bark



7039  
Windsor Mahogany




1595  
Black



D381  
Fashion Grey



1573  
Frosty White



4621  
White Nebula



7110  
Montana Walnut

Other laminates are available as a special quote and may include an up-charge and/or increase in lead-times. Please call Maywood's Customer Service at 1-800-238-6797 with laminate color name, #, and manufacturer (i.e. Formica, Wilson Art, etc.) for a special quote.

### **Black Vinyl Flush Edge (VFE)**

- Available on all plywood and HPDL tops.

### **Channel Aluminum Edge (CAE)**

- Molding is high-pressure crimped to the top.
- Available on all tops.
- Comes standard on Mayfoam tops.




5/8" thick plywood core with Channel Aluminum Edging.



5/8" thick plywood core with Black Vinyl Flush Edging.



5/8" thick plywood core with Laminate top and Channel Aluminum Edging.



5/8" thick plywood core with Laminate top and Black Vinyl Flush Edging.



3/8" and 5/8" thick plywood core with Mayfoam top and Channel Aluminum Edging.

