




## Card Tables

### Stock High Pressure Decorative Laminate Tops

- Plywood core: clear faced plywood sanded smooth, without voids and patches.
- Lightweight table tops are 3/8" thick; all other tops are 5/8" thick.
- Laminate: HPDL on top as well as a Backer Sheet on underside.
- No Backer Sheet required on lightweight tops.

### Standard High Pressure Decorative Laminates




4779  
Pewter Brush




D90  
North Sea




7816  
Solar Oak



7054  
Wild Cherry



7995  
Sterling Ash



7982  
Buka Bark



7039  
Windsor Mahogany




1595  
Black




D381  
Fashion Grey



1573  
Frosty White



4621  
White Nebula



7110  
Montana Walnut

Other laminates are available as a special quote and may include an up-charge and/or increase in lead-times. Please call Maywood's Customer Service at 1-800-238-6797 with laminate color name, #, and manufacturer (i.e. Formica, Wilson Art, etc.) for a special quote.

### **Aluminum Flush Edge (AFE)**

- Molding is secured to the top with 3/8" diameter steel rivets.
- Available on Lightweight laminate tops (3/8" thickness only).

### **Black Vinyl Flush Edge (VFE)**

- Available on all 5/8" HPDL tops.

### **Channel Aluminum Edge (CAE)**

- Molding is high-pressure crimped to the top.
- Available on all 5/8" HPDL tops.



3/8" thick plywood core with Aluminum Flush Edging.

5/8" thick plywood core with Laminate top and Channel Aluminum Edging.

5/8" thick plywood core with Laminate top and Black Vinyl Flush Edging.

